

Wallenpaupack Area School District PowerSchool Parent Portal

Welcome to PowerSchool. PowerSchool Parent Portal gives parents and students access to real-time information including attendance, grades, assignment descriptions, and school bulletins. Everyone stays connected. Students stay on top of assignments and parents are able to participate more fully in their student's progress.

Getting Started

To get started, you must login to the **PowerSchool Parent/Student Portal**. To do this, you must be on a computer with Internet access.

To login to the Portal

1. Open your Internet browser and go the WASD website: <http://www.wallenpaupack.org>
2. Click on the **Login** link on the left
3. Select **Parent School for Parents**, the login page appears
4. Enter your username in the first field. Logins may contain a space or comma.
5. Enter your password in the second field. Passwords are displayed as •'s to ensure greater security when you log in.

PowerSchool Parent Portal Start Page

When you login to **PowerSchool Parent Portal**, the start page appears. This page serves as the central point from which you begin your **PowerSchool Parent Portal** session.

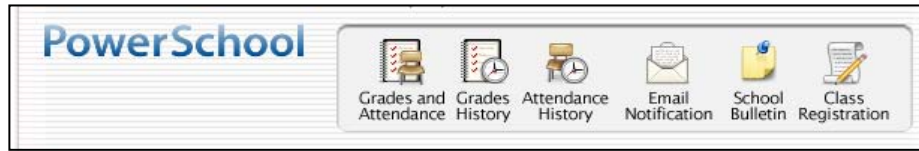
Exp	Last Week					This Week					Course	Q1	Absences	Tardies
	M	T	W	H	F	M	T	W	H	F				
B1(A-B)											Science 9 [redacted]	100 100	0	0
B2(A-B)											English 9 CP [redacted]	93 93	0	0
B3(A-B)											US History I H [redacted]	81 81	0	0
B4(A-B)											ICT Literacy in the 21st Century [redacted]	95 95	0	0
Attendance Totals												0	0	

Current Added Value GPA (Q1):
[Show dropped classes also](#)

Attendance By Day													
Last Week					This Week					Absences		Tardies	
M	T	W	H	F	M	T	W	H	F	Q1	YTD	Q1	YTD
										0	0	0	0
Attendance Totals										0	0	0	0

Main Menu

The main menu consists of several icons within the navigation bar and includes links to the following features:



Feature	Description
Grades and Attendance	Click to view student grades and attendance for the current term
Grades History	Click to view student grades for the previous term
Attendance History	Click to view Attendance history for the current term
Email Notification	Click to set the email notifications you can receive on a regular basis
School Bulletin	Click to view the current school bulletin
Class Registration	Click to view course requests for the current school year

Grades and Attendance

Use this page to view the grades and attendance for the student in the current term.

How to View Grades and Attendance

On the main menu, click **Grades and Attendance**. The **Grades and Attendance** page appears, anything in **blue** is "clickable" and leads to more information. If the teacher extends their grade average to two decimal places, you will see a rounded whole number listed on top and the grade with decimal places on the bottom.

Exp	Last Week				This Week				Course	Q1	Absences	Tardies
	M	T	W	H	F	M	T	W				
B1(A-B)									Science 9	100	0	0
B2(A-B)									English 9 CP	93 93	0	0
									US History I H	81		

Clicking the grade opens the **Class Score Detail** page. Listed will be assignments which are graded (50/50) and also future assignments (--/100). Additional codes may be listed in the Comments column.

09/18/2009	QZ	Vocabulary Quiz # 1	46/50	92	92
09/22/2009	QZ	Scarlet Ibis Quiz	46.5/50	93	93
09/22/2009	HW	Vocabulary Set # 2	23/30	76.67	76
09/24/2009	QZ	"The Necklace" Quiz	50/50	100	100
09/25/2009	QZ	Vocabulary Quiz # 2	--/50		
09/29/2009	QZ	"The Interlopers" Quiz	--/50		

If an assignment is "clickable" (blue) the **Assignment Description** screen will open. Use the browser **Back** button to return to the Grades and Attendance Page.

Assignment Description	
Teacher	
Course	US History I H
Assignment name	Amendments
Description	Identify which amendment and right under the amendment is being violated in each situation.

View Attendance

On the **Grades and Attendance** screen, attendance is displayed as summary information and is also displayed as detailed attendance for two weeks.

NOTE: The official attendance period is Homeroom in grades K-8 and Block 1 in grades 9-12. All attendance is entered in this official attendance period and then the appropriate attendance codes are moved to the correct times on the student schedule.

For example: If the student is excused at 1:30, the attendance code EDM (early dismissal) will be entered in the homeroom or Block 1 class and also in the correct class period to inform the classroom teacher the student will be dismissed early. A period in the attendance block indicates that the class does not meet that day.

Grades and Attendance														
Attendance By Class														
Exp	Last Week					This Week					Course	Q1	Absences	Tardies
	M	T	W	H	F	M	T	W	H	F				
B1(A-B)						EAD	EAD	EAD			F Frey, Patricia	98 98	3	0
B2(A)	EAD	.	EAD	.	.	W Gregorski, Cindy	67 67	2	0
B3(A-B)						EAD	EAD	EAD			S Neenan, Ryan	96 96.2	3	0
B4(A-B)						EAD	EAD	EAD			U Bryden, Trent	100 100	3	0
B2(B)	EAD	I Beilman, Karen	--	1	0
Attendance Totals											12	0		

Current Added Value GPA (Q1):
[Show dropped classes also](#)

Attendance By Day														
Last Week					This Week					Absences		Tardies		
M	T	W	H	F	M	T	W	H	F	Q1	YTD	Q1	YTD	
					EAD	EAD	EAD			3	3	0	0	
Attendance Totals											3	3	0	0

View Dates of Attendance

To view specific dates, click on either the number in the **Absences** column or the number in the summary section. The **Attendance by Day** screen will appear. This screen contains a detailed listing of a student's attendance record and also the attendance code legend.

Dates of Attendance	
Dates of all absences for French I Exp. B1(A-B) (HS0505.1) for Q1:	
1.	Monday, September 21, 2009 - EAD
2.	Wednesday, September 23, 2009 - EAD
3.	Thursday, September 24, 2009 - EAD
Legend	
Attendance Codes: Blank=Present NEC=No Excuse Card EHD=Excused Half Day EAD=Excused All Day UHD=Unexcused Half Day UAB=Unexcused All Day TDE=Excused Tardy TDU=Unexcused Tardy DRE=Doctor's Excuse HMB=Homebound SUS=Suspended VAC=Vacation PLC=Placement EVT=School Activity EDM=Early Dismissal NED=Nurse Early Dismissal ISS=In-School Suspension	
Citizenship Codes: H=Honorable S=Satisfactory N=Needs to improve U=Unsatisfactory	

PEARSON Copyright© 2005 - 2009 Pearson Education, Inc., or its affiliate(s). All rights reserved.

Attendance History

Attendance History displays the student's attendance for the current term.

	Expression	9/7-9/11				9/14-9/18				9/21-9/25				9/28-10/2				10/5-10/9			
		M	T	W	H	M	T	W	H	M	T	W	H	M	T	W	H	M	T	W	H
5/2010	B1(A-B)	-	-							EAD	EAD	EAD									
58 5/2010	B2(A)	-	-	EAD	EAD	
5/2010	B3(A-B)	-	-							EAD	EAD	EAD									
5/2010	B4(A-B)	-	-							EAD	EAD	EAD									
ences 5 25/2010	B2(B)	-	-	-	EAD	
	Expression	10/12-10/16				10/19-10/23				10/26-10/30				11/2-11/6				11/9-11/13			
5/2010	B1(A-B)																	-	-	-	-
58 5/2010	B2(A)

Email Communications

- PowerSchool is configured to work with client email system, such as; Microsoft Outlook or Outlook Express.
- PowerSchool does not work with web-based email systems, such as Yahoo, Google, Go or AOL.

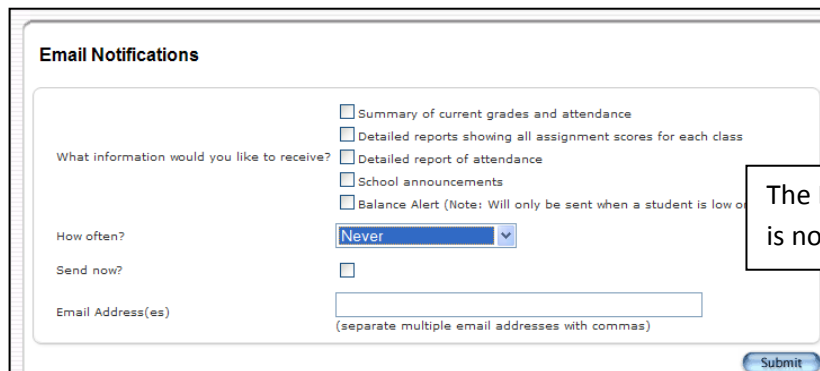
To use a web-based email system, hover the mouse over the teacher's name and a 'mailto: name@wallenpaupack.org' will appear in the lower-left corner of your screen. Copy this address into your web-based email system and send message.

Email Notifications

Use this page to select which e-mail messages you want to receive on a regular basis, including the student's grades, attendance, and assignment scores.

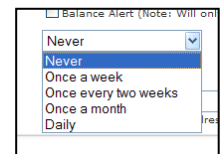
How to Receive Automatic E-Mail Progress Reports

On the main menu, click **Email Notification**. The email notification page appears. Select any of the checkboxes.



The Lunch Balance feature is not being used by WASD

Use the drop-down menu to choose how often you want to receive the selected messages. At any time you may return to the **Email Notifications** screen and modify your selections.

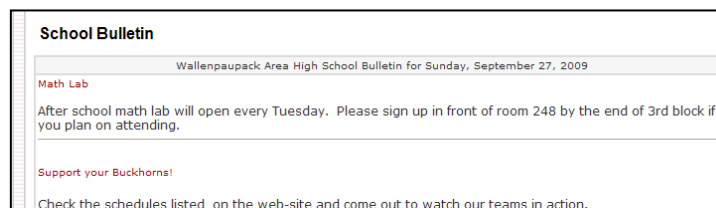


Enter a valid email address to which you want the system to send the email messages. If entering more than one email, separate addresses with commas.

NOTE: When you enter the email address and submit, this information will automatically be sent to PowerSchool and will become part of the student's data. You can list as many address as you want, but only the first one will go into the student data system.

School Bulletin

Use this page to view school announcements for the current day. This information is updated daily.



Grades History

This page will be used to view final quarter and semester grades. At this time this screen does not display any information.

Class Registration

This page displays the courses in which the student is currently enrolled.